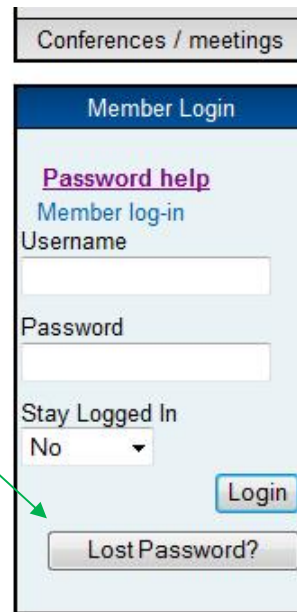


Lost Password Help

If you have forgotten your password, the following procedure will allow you to re-set it to something memorable.

1 Click 'Lost Password'



Conferences / meetings

Member Login

[Password help](#)

[Member log-in](#)

Username

Password

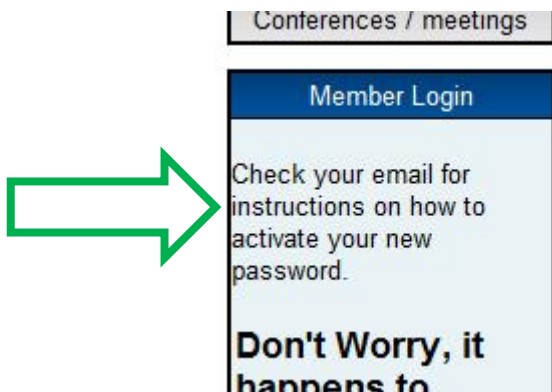
Stay Logged In

No

2. Type in your email address. Eg shakespeare@gmail.com

This must be the **email address you gave on your Society of Indexers' membership application form.**

3. Look for the confirmation message as shown below. Then check your inbox.

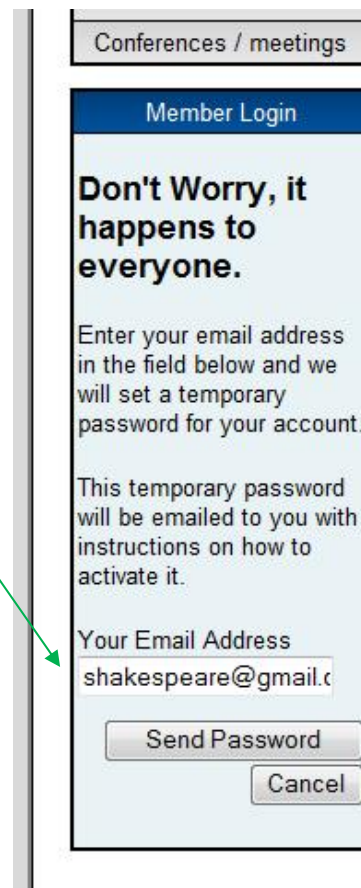


Conferences / meetings

Member Login

Check your email for instructions on how to activate your new password.

Don't Worry, it happens to



Conferences / meetings

Member Login

Don't Worry, it happens to everyone.

Enter your email address in the field below and we will set a temporary password for your account.

This temporary password will be emailed to you with instructions on how to activate it.

Your Email Address

4. If you see the message below.

The email address doesn't correspond with our records. Email the SI office admin@indexers.org.uk with your membership details and correct email address.



Conferences / meetings

Member Login

There is no active account for that email

Don't Worry, it happens to

5. The email you receive will be similar to below

From: The Society of Indexers <webmaster@indexers.org.uk>
To: shakespearew@googlemail.com
Subject: Your Society of Indexers' Website login details
Created: 07 February 2010, 14:40:15 (Sun, 7 Feb 2010 14:40:15 +0000)
Received: 07 February 2010, 14:51:43 (Sun, 7 Feb 2010 14:51:43 +0000)

Dear William Shakespeare,

** This is an automated email sent to your registered email address **

First read the illustrated 'lost password' procedure which can be downloaded from 'Password Help'
<http://www.indexers.org.uk/index.php?id=306>

Your login user name for the SI website is: ShakespeareW (this isn't case-sensitive).

To activate your new website password, click on the link below.

***** Note *****

Make sure your email program hasn't fragmented the URL into two lines. If it has, then copy / paste the URL into the browser.
Don't copy the enclosing arrows when you do this.

<<http://www.indexers.org.uk/index.php?id=1&service=activate&userid=9&activationkey=RCfuXvTcSJ>>

If successful you can use the following password to login:

Password: Q7Mkdguamf

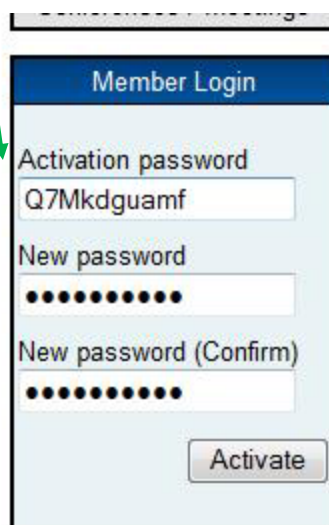
Click on this link

If you did not request this email then please ignore it; the password will expire shortly.

Best wishes,

Click on the link: Note that the URL is bounded by a left-arrow and a right-arrow which should prevent it fragmenting into two lines. If it **does** fragment, and the part on the second line is not highlighted as a hyperlink, then copy and paste the URL into your browser. If this isn't done correctly the new-password procedure will fail.

6. Copy /paste the **activation password** from your email



Member Login

Activation password
Q7Mkdguamf

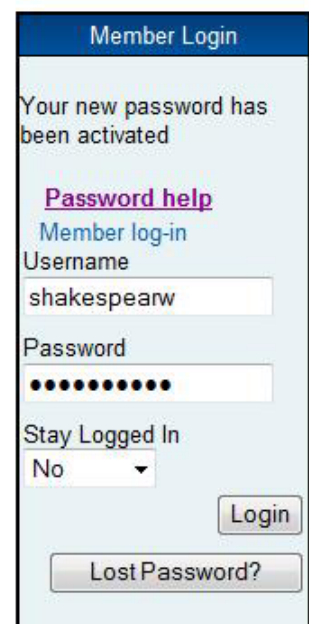
New password
●●●●●●●●

New password (Confirm)
●●●●●●●●

Activate

Then in type a new memorable password in the two boxes

7. Now you can log in!



Member Login

Your new password has been activated

[Password help](#)

[Member log-in](#)

Username
shakespearew

Password
●●●●●●●●

Stay Logged In
No

Login

Lost Password?